

# Student Satisfaction Survey 2023-24

## Questionnaire

**1) How much of the syllabus was covered in the class? \***

- 85 to 100%
- 70 to 84 %
- 55 to 69%
- 30 to 54%
- Below 30 %

**2) How well did the teachers prepare for the classes? \***

- Thoroughly
- Satisfactorily
- Poorly
- Indifferently
- Won't teach at all

**3) How well were the teachers able to communicate? \***

- Always effective
- Sometimes effective
- Just satisfactorily
- Generally ineffective
- Very poor communication

**4) The teachers approach to teaching can best be described as \***

- Excellent
- Very good
- Good
- Fair
- Poor

**5) Fairness of the internal evaluation process by the teachers \***

- Always fair
- Usually fair
- Sometimes unfair
- Usually unfair
- Unfair

\*

**6) Was your performance in class test discussed with you?**

- Every time
- Usually
- Occasionally/ sometimes
- Rarely
- Never

**7) Does the institute take active interest in promoting internship, field visit opportunities for students? \***

- Regularly
- Often
- Sometimes
- Rarely
- Never

**8) How teaching and mentoring process in your institution facilitates you in cognitive, social and emotional growth? \***

- Significantly
- Very well
- Moderately
- Marginal
- Not at all

**9) How does the institution provide multiple opportunities to learn and grow? \***

- Strongly agree
- Agree
- Neutral
- Disagree
- Strongly Disagree

**10) Books and reading material available in the college library meets the requirement of students.**

\*

- Every time
- Usually
- Occasionally / sometimes
- Rarely
- Never

**11) Your mentor does a necessary follow-up with an assigned task to you.**

\*

- Every time
- Usually
- Occasionally/Sometimes
- Rarely
- I don't have a mentor

**12) How teachers illustrate the concepts through examples and applications?**

\*

- Every time
- Usually
- Occasionally
- Rarely
- Never

**13) How the teachers identify your strengths and encourage you with providing right level of challenges. \***

- Fully
- Reasonably
- Partially
- Slightly
- Unable to identify

**14) How Teachers are able to identify your weaknesses and help you to overcome them? \***

- Every time
- Usually
- Sometimes
- Rarely
- Never

**15) The institution makes efforts to engage students in the monitoring review and continuous quality improvement of the teaching learning process. \***

- Strongly agree
- Strongly disagree
- Disagree
- Neutral
- Agree

**16) The college office staff in the college is co-operative and helpful. \***

- Every time
- Usually
- Sometimes
- Rarely
- Never

**17) Teachers encourage you to participate in extracurricular activities. \***

- Strongly agree
- Strongly disagree
- Disagree
- Neutral
- Agree

**18) Efforts are made by the institute / teachers to inculcate soft skills, life skills \*  
and employability skills to make you ready for the world of work**

- To a great extent
- Moderate
- Somewhat
- Very little
- Not at all

**19) What percentage of teachers use ICT tools such as LCD projector, multimedia, etc. while teaching?**

\*

- Above 90%
- 70 to 89%
- 50 to 69%
- 30to 49%
- Below 29%

**20) The overall quality of teaching-learning process in your institute is very good.**

\*

- Strongly agree
- Strongly disagree
- Disagree
- Neutral
- Agree

**Give three observation / suggestions to improve the overall teaching-learning experience in your institution.**

\*

Your answer

---

119 responses

[View in Sheets](#)

Accepting responses

Summary

Question

Individual

Student Name

119 responses

Janki Naresh sahu

Om barsagade

Nikku Dhanesh Verma

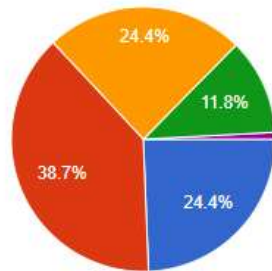
Hema Dashrath Raut

Shobha hemraj patle

1) How much of the syllabus was covered in the class?

[Copy chart](#)

119 responses



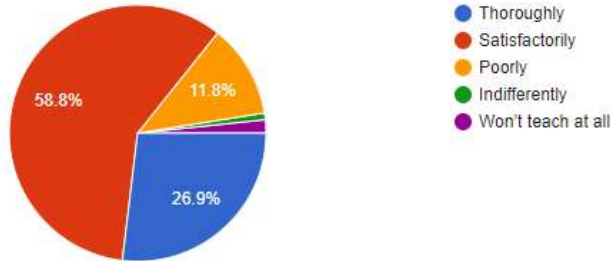
- 85 to 100%
- 70 to 84 %
- 55 to 69%
- 30 to 54%
- Below 30 %



## 2) How well did the teachers prepare for the classes?

[Copy chart](#)

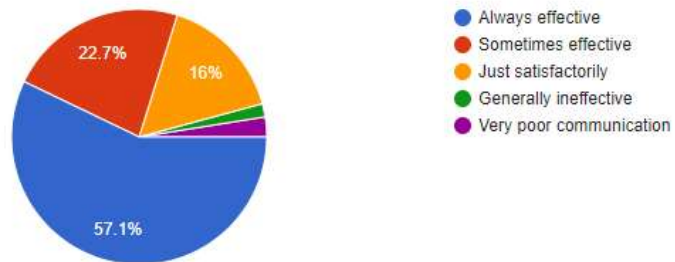
119 responses



## 3) How well were the teachers able to communicate?

[Copy chart](#)

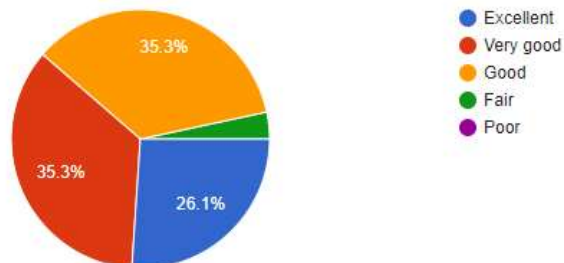
119 responses



## 4) The teachers approach to teaching can best be described as

[Copy chart](#)

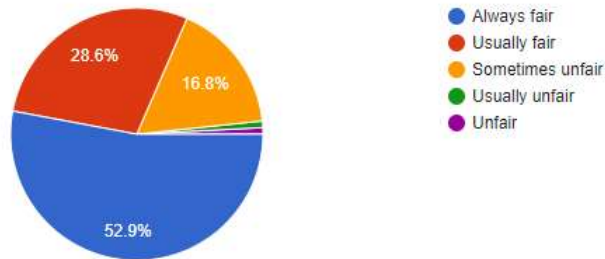
119 responses



### 5) Fairness of the internal evaluation process by the teachers

[Copy chart](#)

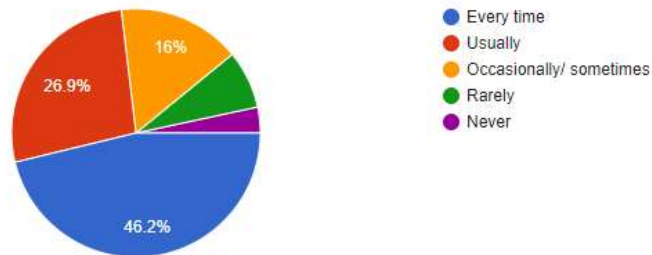
119 responses



### 6) Was your performance in class test discussed with you?

[Copy chart](#)

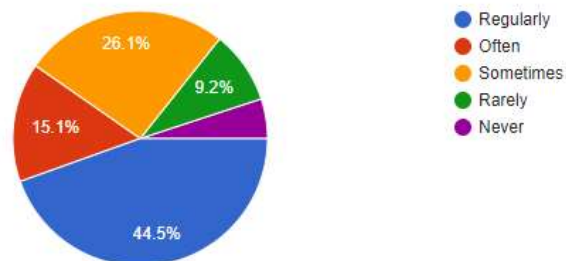
119 responses



### 7) Does the institute take active interest in promoting internship, field visit opportunities for students?

[Copy chart](#)

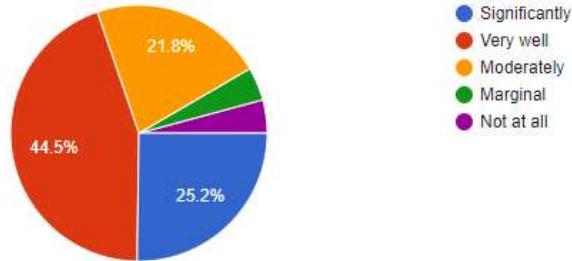
119 responses



8) How teaching and mentoring process in your institution facilitates you in cognitive, social and emotional growth?

[Copy chart](#)

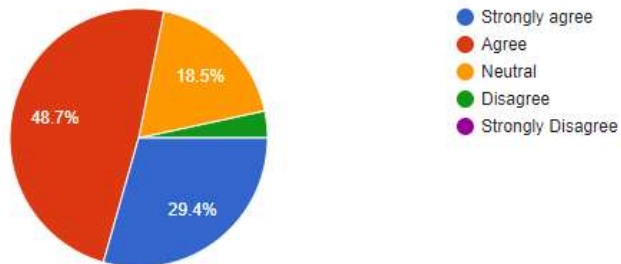
119 responses



9) How does the institution provide multiple opportunities to learn and grow?

[Copy chart](#)

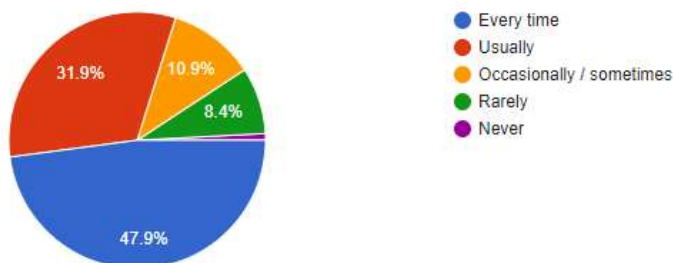
119 responses



10) Books and reading material available in the college library meets the requirement of students.

[Copy chart](#)

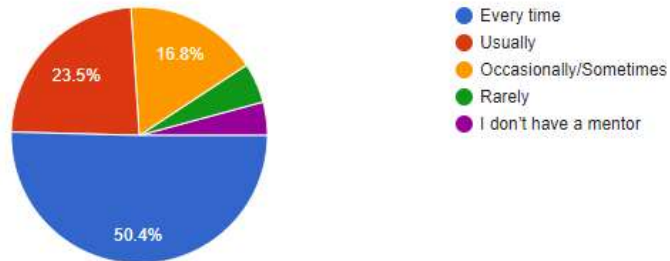
119 responses



11) Your mentor does a necessary follow-up with an assigned task to you.

[Copy chart](#)

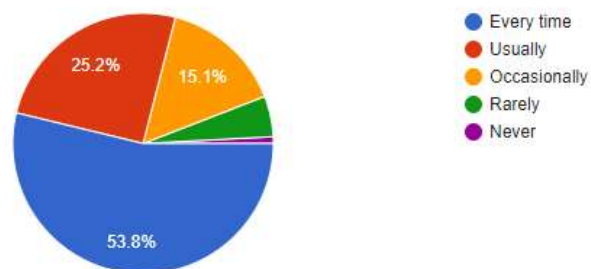
119 responses



12) How teachers illustrate the concepts through examples and applications?

[Copy chart](#)

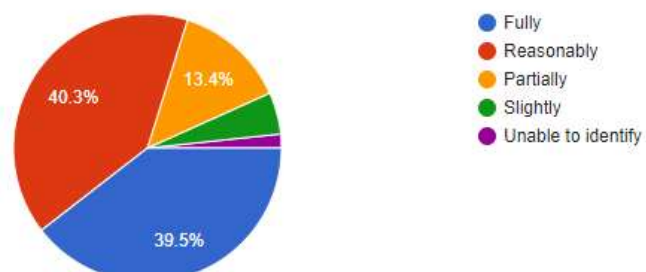
119 responses



13) How the teachers identify your strengths and encourage you with providing right level of challenges.

[Copy chart](#)

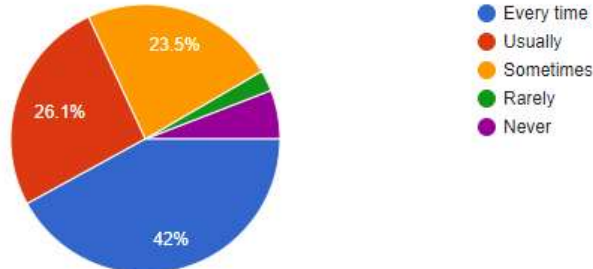
119 responses



**14) How Teachers are able to identify your weaknesses and help you to overcome them?**

[Copy chart](#)

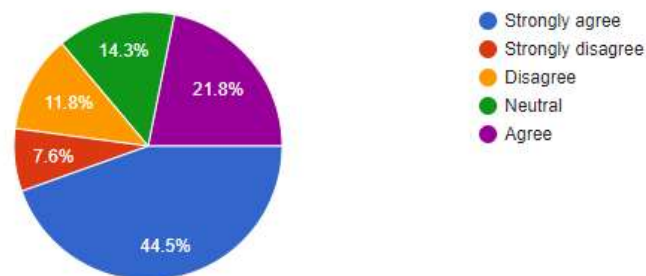
119 responses



**15) The institution makes efforts to engage students in the monitoring review and continuous quality improvement of the teaching learning process.**

[Copy chart](#)

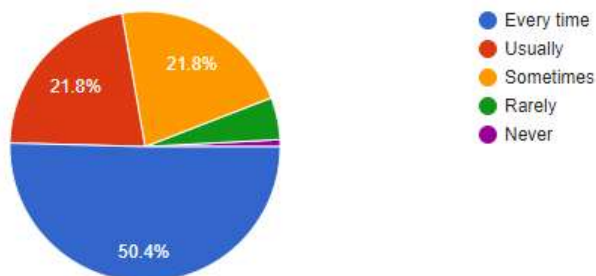
119 responses



**16) The college office staff in the college is co-operative and helpful.**

[Copy chart](#)

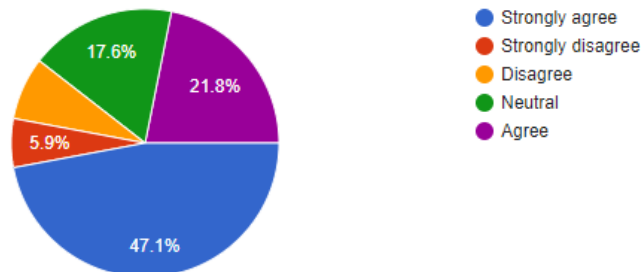
119 responses



**17) Teachers encourage you to participate in extracurricular activities.**

[Copy chart](#)

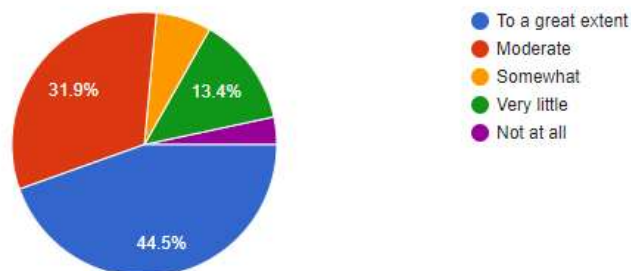
119 responses



**18) Efforts are made by the institute / teachers to inculcate soft skills, life skills and employability skills to make you ready for the world of work**

[Copy chart](#)

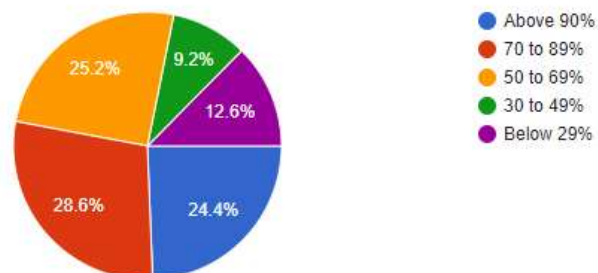
119 responses



**19) What percentage of teachers use ICT tools such as LCD projector, multimedia, etc. while teaching?**

[Copy chart](#)

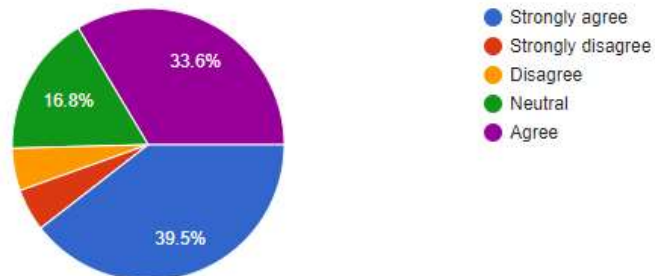
119 responses



20) The overall quality of teaching-learning process in your institute is very good.

 Copy chart

119 responses



Give three observation / suggestions to improve the overall teaching-learning experience in your institution.

119 responses

- .
- No
- Yes
- Good
- Good
- Yes
- Nothing
- 
- Very good